


June, 2019

Dear incoming Willow Hill middle school students,

For summer reading this year, you will read three books. **Two (2)** books are required reading and include an assignment. You will also select and read **one (1)** additional free-choice book on a topic you are interested in learning more about.

This summer you will read a nonfiction book and a novel. Each reading has an assignment to accompany it. You will read the nonfiction book *Pyramid*, written and illustrated by David Macaulay, and complete a scavenger hunt. You will also read the novel *Frindle* by Andrew Clements and answer a few questions about character traits.




History Summer Reading Assignment

Students will read *Pyramid* by David Macaulay.

Students will draw a picture of Egyptians using tools to build a pyramid and take notes describing the building of a pyramid.

ISBN: 978-0395321218



ELA Summer Reading Assignment

Students will read *Frindle* by Andrew Clements.

Students will analyze the characters and character traits in this popular realistic fiction novel.

ISBN: 0689818769

See the accompanying handouts to help you with these assignments.

Keep reading!


You still have one more free-choice book to read. There is more to twenty-first century literacy than just reading novels! You are encouraged to read all kinds of texts: graphic novels, how-to guides, magazines, cook books, art books, plays, poems, periodicals, etc. for your own pleasure and knowledge.

For suggestions on selecting your free choice books, use websites such as GoodReads or the American Library Association website. Preview the books to ensure it's a "just right" book for you that matches your interests and your reading level. If you'd like some personal recommendations, use your school email address to send a polite email request to your friendly neighborhood English teacher (me). I'll be happy to provide some recommendations.

The required reading books should be available at Barnes and Noble, Amazon, etc. **However! You are encouraged to leave your house, go outside, and explore your local community library rather than buy the book online.**

Have a great summer and I look forward to seeing you in the fall!

Andrew Petzold-Eley
English Department Chair
apetzold-eley@willowhillschool.org



Keep reading!

Frindle Character Trait Questions (incoming Willow Hill School students)

Answer these questions to analyze the character of Nick in the novel *Frindle*. You will find examples in the book that show Nick's unique character traits.

One of Nick's character traits is that he is a creative thinker.

1. What is one part of the story where Nick does something that shows he is creative?

One part of the story where Nick shows his creativity is when _____

2. What is one quote from the story that shows that?

In the book it says, " _____ "
_____.

3. Explain how this example shows Nick's creativity.

This example shows Nick's creativity because _____
_____.

Another of Nick's character traits is that he can be brave in trying out a new idea.

4. What is one part of the story where Nick is brave to try out a new idea?

One part of the story where Nick shows his bravery is when _____

5. What is one quote from the story that shows that?

In the book it says, " _____ "
_____.

6. Explain how this example shows Nick's bravery.

This example shows Nick's creativity because _____
_____.

Keep reading!



After all the ups and downs of his “frindle” idea, Nick also shows the character trait of being generous.

7. What is one part of the story where Nick does something generous.

At the end of the book, Nick shows his generosity when _____

8. What is one quote from the story that shows that?

A passage from the book reads, “_____”
_____.

9. Explain how this example shows Nick’s generosity.

Nick is showing his generosity in this part because _____
_____.

SCAVENGER HUNT

Use these organizers to set a purpose and “collect” details about the lives of Egyptians building the pyramids. Check off the boxes of details you collect.

<input type="checkbox"/> Life and Death	<input type="checkbox"/> Word for soul: _____ <input type="checkbox"/> Word for “spiritual duplicate”: _____ <input type="checkbox"/> Name of architect featured in the book: _____
<input type="checkbox"/> Three jobs involved in building a pyramid	<input type="checkbox"/> #1 _____ <input type="checkbox"/> #2 _____ <input type="checkbox"/> #3 _____
<input type="checkbox"/> Three tools required for building a pyramid	<input type="checkbox"/> #1 _____ <input type="checkbox"/> #2 _____ <input type="checkbox"/> #3 _____
<input type="checkbox"/> By the numbers	<input type="checkbox"/> Number of stone blocks used: _____ <input type="checkbox"/> Number of capstones for a pyramid: _____ <input type="checkbox"/> The year the pharaoh died: _____

In the space below, draw a picture of Egyptian workers building a pyramid. Include (and label) the jobs and tools from the scavenger hunt.

